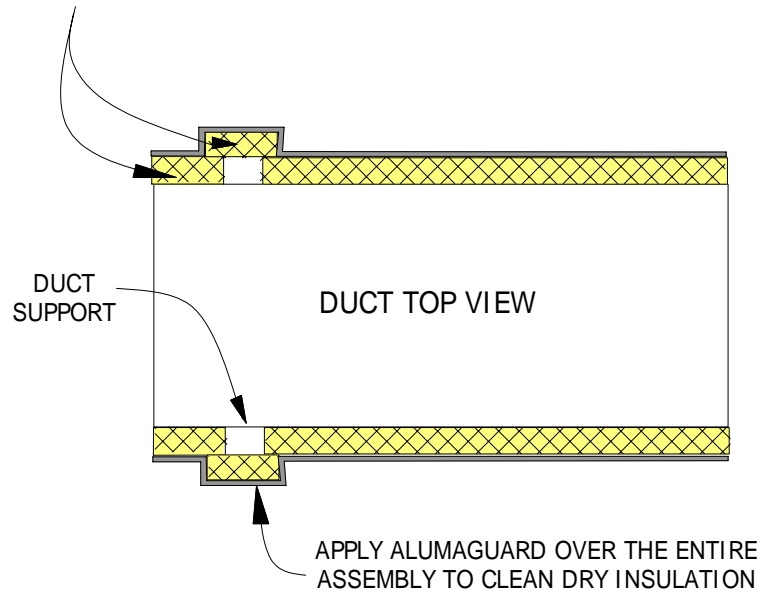
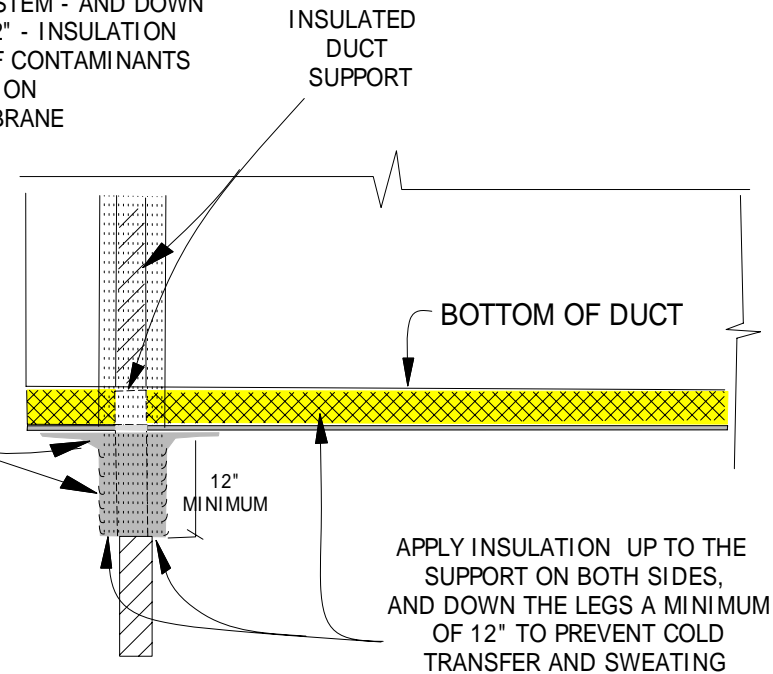



INSULATE UP TO THE SUPPORT ON BOTH SIDES THEN PLACE ANOTHER PIECE OVER SUPPORTS LAPPING ONTO THE PREVIOUS PLACED INSULATION



APPLY ALUMAGUARD OVER THE ENTIRE ASSEMBLY TO ENCAPSULATE THE INSULATION SYSTEM - AND DOWN SUPPORT LEGS A MINIMUM OF 12" - INSULATION MUST BE CLEAN, DRY AND FREE OF CONTAMINANTS PRIOR TO APPLICATION OF ALUMAGUARD MEMBRANE



When it is not possible to lift a duct off the rooftop supports, it is necessary to incorporate the support system into the insulation system by encapsulating the supports with insulation. This same system must be used if duct supports are screwed onto the ductwork



SECTION @ INSULATING DUCT ON SUPPORTS DETAIL 2

POLYGUARD PRODUCTS, INC. 2011

(NOT TO SCALE)