

AIRLOK® SHEET UV 200 BU/NP

Non-Permeable Aluminum Air & Moisture Barrier Sheet Membrane

MANUFACTURER

Polyguard Products, Inc.
Ennis, TX 75119
(214) 515-5000
www.polyguard.com

PRODUCT DESCRIPTION

Basic Uses

Airlok® Sheet UV 200 BU/NP Air and Moisture Barrier is a non-permeable, butyl compound and HDPE sheet membrane, available in various sizes, designed for air and moisture protection in both field and flashing applications.

Airlok® Sheet UV 200 BU/NP when applied to a structural substrate, will give excellent resistance to air leakage and vapor diffusion.

Strengths – Functions as a 28-mil butyl compound sheet for field membranes and window flashings, receives a wide range of sealants and has a full year of UV exposure with extensive NFPA 285 assembly. Maximum in-service temperature of 240° F (116° C). Can be applied at temperatures of 20° F (-7° C) and rising. Primer is not required for field applications.

Limitations – Cannot be used for through wall flashings in masonry facade.

Uses – Field membrane and window flashings for assemblies that will be exposed to UV exposure due to long construction schedules.

ACCESSORIES

- Detail Sealant PW™ is a single-component, STPE, 100% solid moisture-cured, elastomeric sealant. It is an environmentally friendly, non-isocyanate product that replaces silicone and urethane sealants. It is a low VOC/HAPS free, cold-applied, self-adhesive, elastomeric sealant.
- 650 LT Liquid Adhesive, a rubber-based, tacky adhesive which is specifically formulated to provide excellent adhesion.
- California Sealant is a rubber-based sealant which is specifically formulated to provide excellent adhesion.

PRODUCT FEATURES

Airlok® Sheet UV 200 BU/NP offers many advantages over other air and moisture barrier systems:

- **Time Saving:** No requirement of priming in field.
- **UV Resistant:** Airlok® Sheet UV 200 BU/NP resists sunlight for up to 1 year.
- **Strong, yet flexible:** Airlok® Sheet UV 200 BU/NP can be used to accommodate various dynamic movements and change of plane.
- **Fully adhered:** The butyl compound membrane adheres tenaciously to the surface and itself, eliminating membrane blow-off and tears before exterior wall finish installation.

- **Permanent:** Once installed and covered with cladding, the membrane will not rot or decay from mildew or mold.
- **Self-adhered:** The butyl compound properties allow for the membrane to adhere to itself and other materials; such as wood, metal, concrete, as well as fasteners that are left in place.
- **Flashings:** A low cost through wall flashing (TWF) alternative to expensive fabricated metal or plastic end dams and corner systems.

COMPOSITION & MATERIALS

Airlok® Sheet UV 200 BU/NP is a 28 mil, laminated, butyl compound, self-adhesive, non-permeable sheet membrane bonded to a cross-laminated polyethylene sheet.

Use Airlok® Sheet UV 200 BU/NP for ambient and substrate surface temperatures of 20° F (-7° C) and rising.

TECHNICAL DATA

See physical properties table.

INSTALLATION

Surface Preparation

Clean all surfaces of dust, dirt and foreign matter. Eliminate sharp protrusions which may puncture the membrane. Surfaces should be dry prior to application of 650 LT Liquid Adhesive, California Sealant, or a low-rise spray adhesive and the Airlok® Sheet UV 200 BU/NP.

Priming: Apply 650 LT Liquid Adhesive or California Sealant at a rate of 250-300 square feet per gallon (rate will vary relative to substrate), or a low-rise spray adhesive; and allow the adhesive to dry tacky to the touch before covering with associated accessories. Do not thin/reduce liquid adhesive/sealant. Polyguard® Airlok Flex® or Airlok Flex® VP; and the coating is cured, priming with a liquid adhesive/sealant is not necessary.

System Application: Pre-cut Airlok® Sheet UV 200 BU/NP material into pieces easy to handle. Peel the silicone-coated release sheet off, then start applying the membrane with pressure. Use a hand roller to assure that the Airlok® Sheet UV 200 BU/NP is adhered to substrate. For flashing

applications, use one of the following primers: 650 LT Liquid Adhesive, California Sealant, or a low-rise spray adhesive. Vertical and reverse laps will be detailed with Detail Sealant PW™.

All overlaps of air barrier membrane require at a minimum of 2 1/2-inch side lap and 4-inch end lap.

Install Airlok® Sheet UV 200 BU/NP in ambient and substrate surface temperatures of 20° F (-7° C) and rising. A possible adhesion enhancement would be to apply 650 LT Liquid Adhesive or California Sealant.

Details/Penetrations: Detail Sealant PW™ shall be used to seal any exposed edges in the membrane due to end laps, cut edges, tie wires, pipes and other penetrations.

Window Openings & Flashings: Various terminations, transitions, and penetrations; such as window openings, thru-wall flashings, and pipes are addressed with the various cut-sizes of the membrane in conjunction with the accessories listed previously.

STORAGE

Unload and store the Airlok® Sheet UV 200 BU/NP System components in a manner that prevents damage to the materials. Protect all containers from weather and fasten all can lids securely.

SAFETY

SDS documents for all Polyguard products can be obtained at our website www.polyguard.com. Call Polyguard Products, Inc. at (214) 515-5000 with questions.

WARRANTY

We, the manufacturer, warrant only that this product is free of defects, since many factors which affect the results

obtained from this product are beyond our control; such as weather, workmanship, equipment utilized and prior condition of the substrate. We will replace at no charge product proved to be defective within twelve (12) months of purchase, provided it has been applied in accordance with our written directions for uses we recommended as suitable for this product. Proof of purchase must be provided. A five (5) year material or system warranty may be available upon request. Contact Polyguard Products, Inc. for further details.

TECHNICAL SERVICES

Technical assistance, information and Polyguard's products are available through a nationwide network of distributors and architectural representatives, or contact Polyguard Products, Inc.
P.O. Box 755, Ennis, TX 75120-0755
Sales: (615) 217-6061 • Tech Support: (214) 515-5000
Email: archtech@polyguard.com
Website: www.polyguard.com

PROPERTY	TEST METHOD	TYPICAL VALUE
MEMBRANE THICKNESS	ASTM D 1000	28 MILS
COLOR	-	36" width: pre-printed silver 6" to 12" widths: silver
SERVICE TEMPERATURE	-	-40°F to 240°F (-40°C to 116°C)
WATER RESISTANCE	AATCC 127-08	Pass
TENSILE STRENGTH - MEMBRANE	ASTM D 412 Modified Die C	791 PSI (MD) 1326 PSI (TD)
TENSILE STRENGTH - MEMBRANE	ASTM D 882 Modified	687 PSI (MD) 702 PSI (TD)
ELONGATION – ULTIMATE FAILURE OF BUTYL COMPOUND	ASTM D 412 Modified Die C	> 800%
PERMEANCE TO WATER VAPOR TRANSMISSION	ASTM E 96 Method B	0.386 Perms
NAIL SEALABILITY	ASTM D 1970	Pass
LOW TEMPERATURE FLEXIBILITY	ASTM D 1970	Pass
PUNCTURE RESISTANCE - MEMBRANE	ASTM E 154	47 lbf
PULL ADHESION	ASTM D 4541	41 PSI
PEEL ADHESION	ASTM D 903	13 lbs/in. width
LAP PEEL ADHESION	ASTM D 1876	4 lbs.
EVALUATION OF FIRE PROPAGATION OF BUILDING MATERIALS	NFPA 285	Compliant*

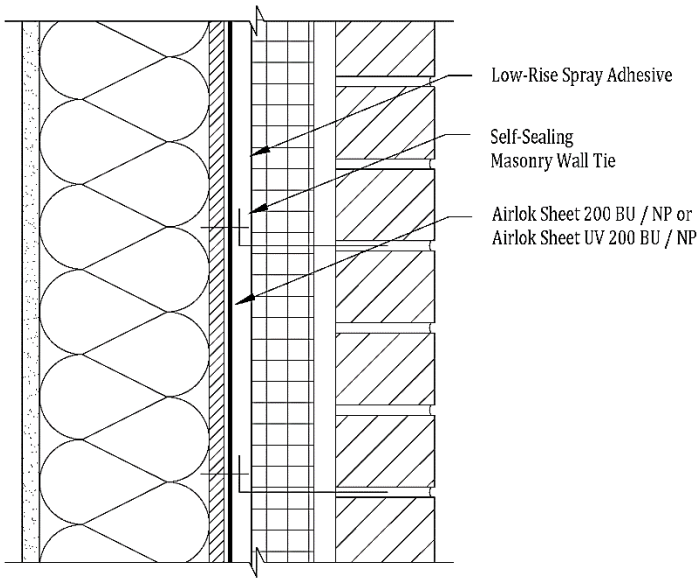
*Related to specific assemblies

PACKAGING	PART NUMBER	UNIT SIZE
AIRLOK® SHEET UV 200 BU/NP	varies/size	100' roll
AIRLOK® SHEET UV 200 BU/NP Accessories:		
DETAIL SEALANT PW™	DETAIL SEALANT PW – SAU 20 OZ	20 sausages/ctn
DETAIL SEALANT PW™	DETAIL SEALANT PW – 3 GAL	3-gallon pail
650 LT LIQUID ADHESIVE	650-5 LIQ ADH 5 GA	5-gallon pail
650 LT LIQUID ADHESIVE	650-5 LIQ ADH 1 GA	4 – 1 gal pails/ctn
CALIFORNIA SEALANT	CALSEAL5	5-gallon pail

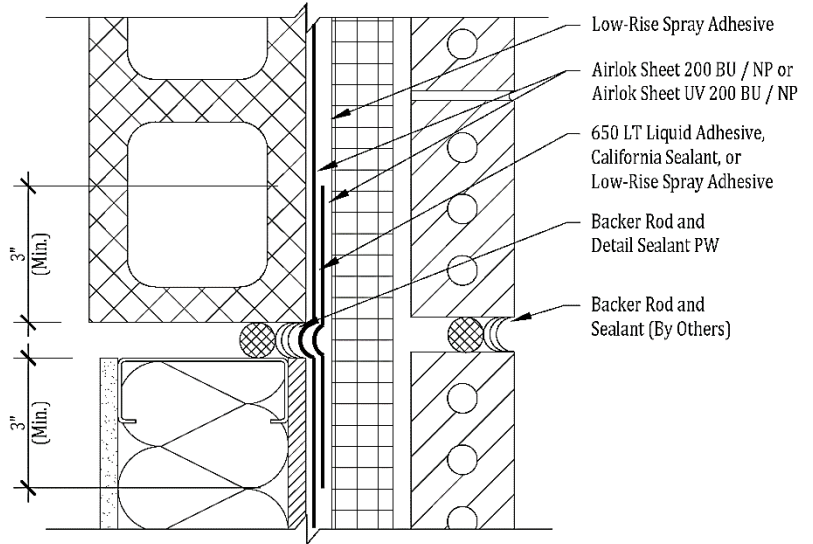
DISCLAIMER: The information contained in this document is based on data and knowledge considered to be true and accurate at time of printing and is offered for the users' consideration, investigation and verification. Polyguard Products, Inc. cannot be held liable for errors made as a result of information herein. Changes and modifications can be made to this document without prior notice. No statement, recommendation or suggestion is intended for use which would infringe on patents or copyrights held by Polyguard Products, Inc.

Common Polyguard® Airlok Sheet 200 BU/NP or Airlok Sheet UV 200 BU/NP Applications

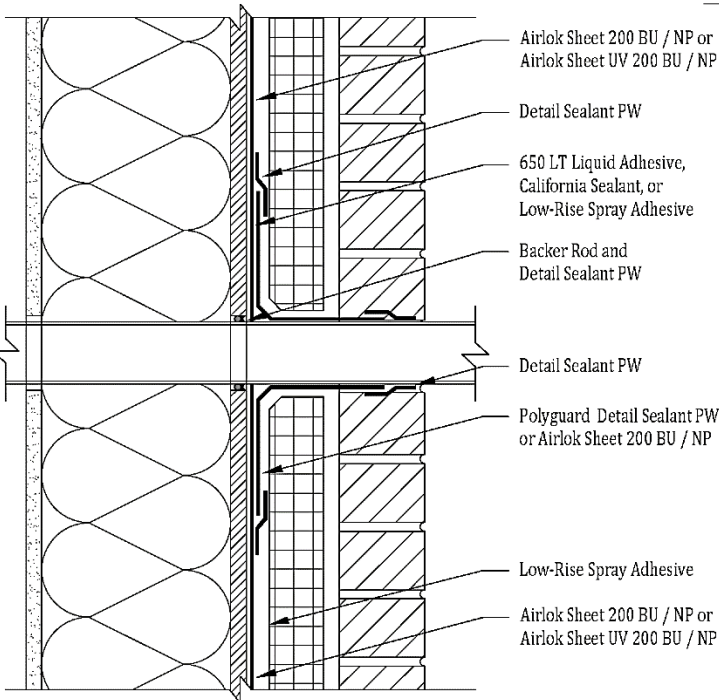
These diagrams are not intended to be application instructions, simply illustrations



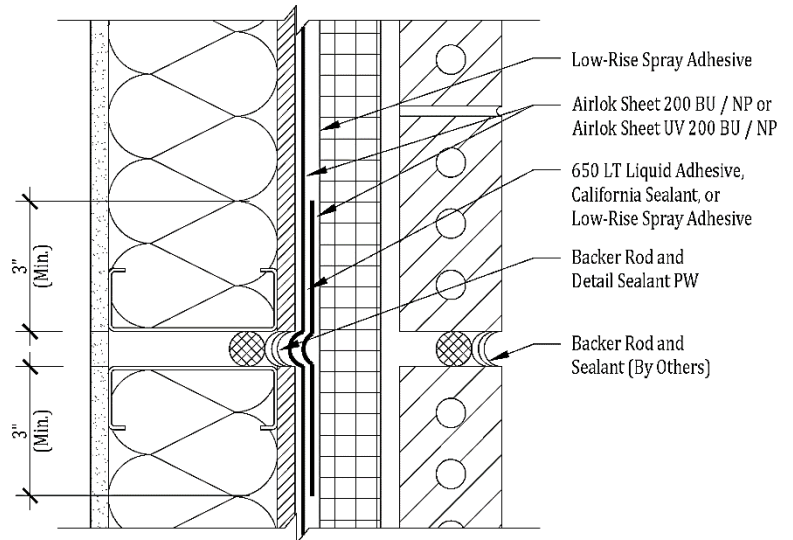
Airlok Sheet 200 BU / NP or Airlok Sheet UV 200 BU / NP Typical Wall



Airlok Sheet 200 BU / NP or Airlok Sheet UV 200 BU / NP Substrate Transition



Airlok Sheet 200 BU / NP or Airlok Sheet UV 200 BU / NP Penetration



Airlok Sheet 200 BU / NP or Airlok Sheet UV 200 BU / NP Expansion joint

Please Note: Not intended to be full details. For full application detail on these configurations, see Polyguard Airlok Sheet 200 BU/NP or Airlok Sheet UV 200 BU/NP details, or contact Polyguard Products.